




GROWMAX WATER™
Perfect Water for Plants and Gardens

REVERSE OSMOSIS BOOSTER PUMP KIT- GMWROPUMPKIT




The booster pump recommended for use with POWER GROW and MAXQUARIUM 000 PPM reverse osmosis unit when low inlet pressure is under 40 PSI (3kg/cm²). Boosts pressure to 60+ PSI (4kg/cm²).


Information Power Pump INPUT: AC220v-240v 50/60Hz
OUTPUT: DC 24v 1.2A

* Use teflon tape for the pump elbow connectors

MOD. POWER GROW



MOD. MAXQUARIUM 000 PPM (BACK SIDE)



★*Install Shut Off Switch only when using Float Valve Kit.

If you have a particular application or setup question, please contact GrowMax Water direct at:

support@growmaxwater.com
www.GrowmaxWater.com